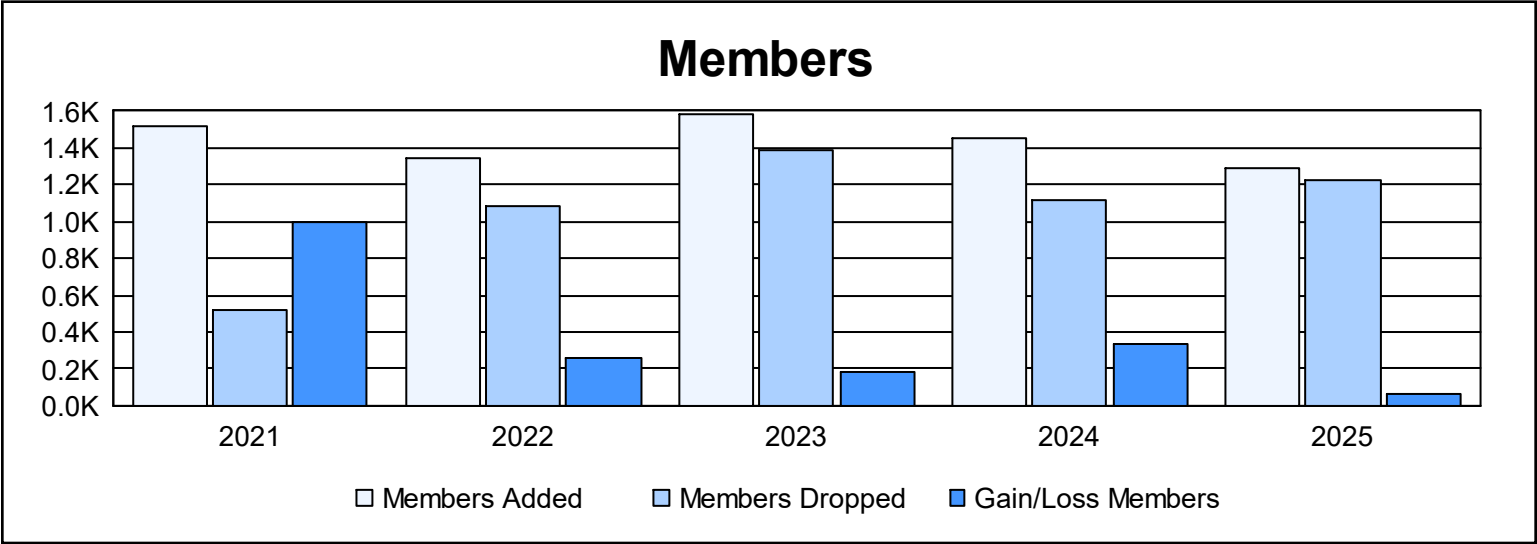
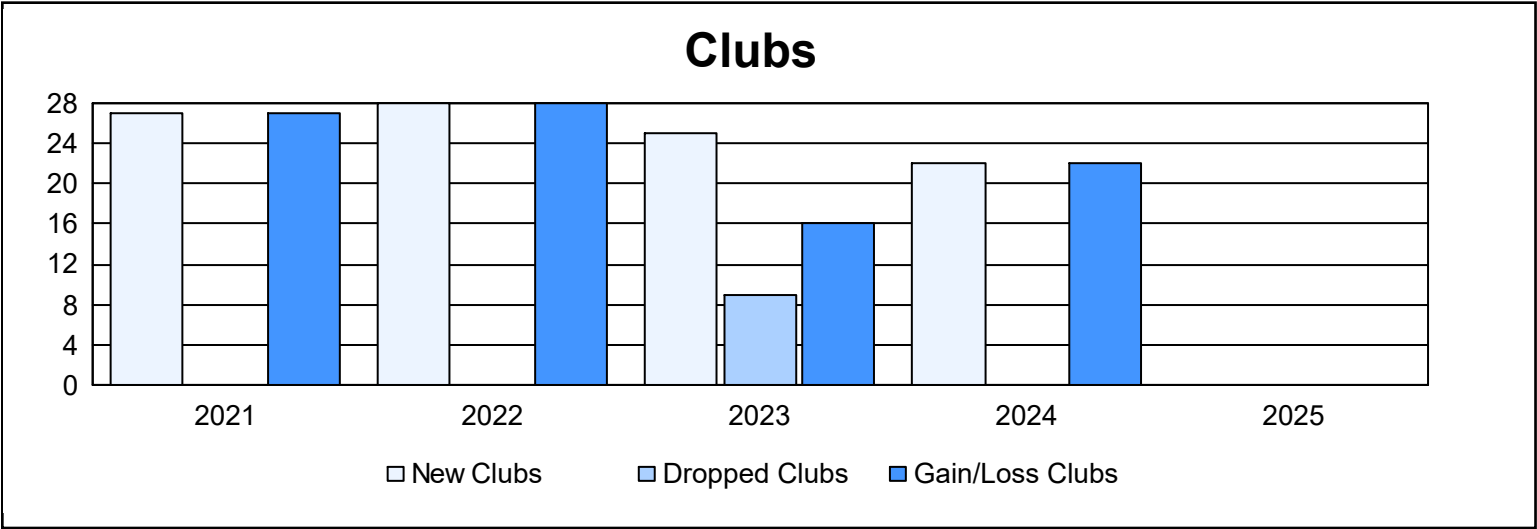
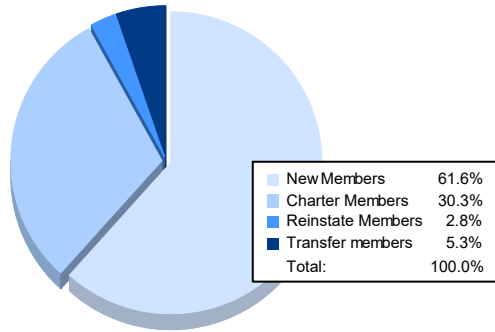


Year	New Clubs	Dropped Clubs	Gain/ Loss Clubs	New Members	Charter Members	Reinstate Members	Transfer Members	Total Member Added	Total Members Dropped	Gain/ Loss Members
2020-2021	27	0	27	786	679	29	23	1,517	520	997
2021-2022	28	0	28	606	715	10	16	1,347	1,089	258
2022-2023	25	9	16	801	730	32	15	1,578	1,390	188
2023-2024	22	0	22	825	509	74	42	1,450	1,116	334
2024-2025				794	390	36	68	1,288	1,225	63
Average	26	2	23	762	605	36	33	1,436	1,068	368



### Membership Composition June 2025 Cumulative



### Gender Composition June 2025 Cumulative

